

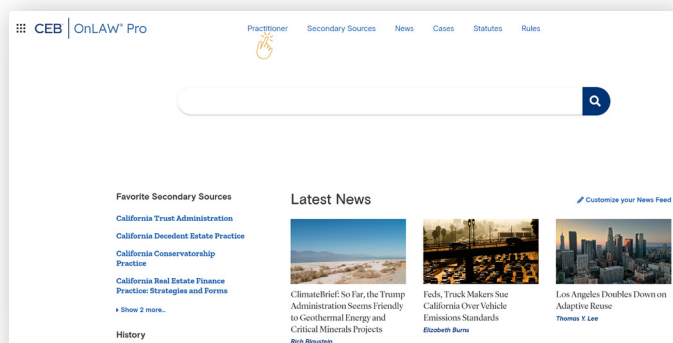
# Practitioner Onboarding: Getting Started

## Logging In

1. Visit <https://research.ceb.com/login/> to login.  
**Watch the video.**
2. Enter your username and password and click Log In.

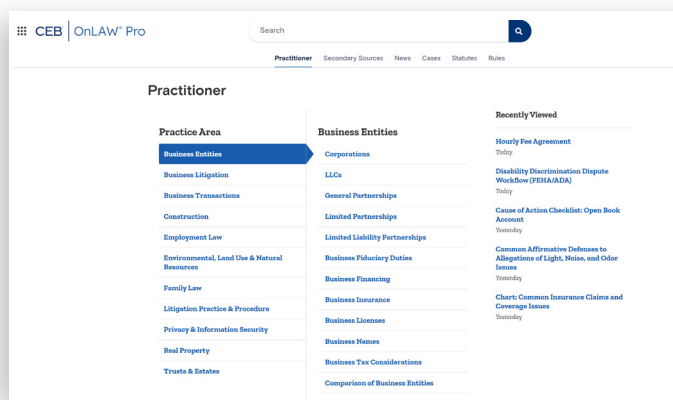
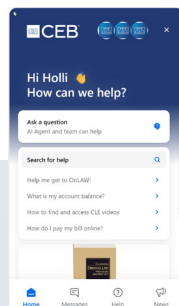
## Getting to Practitioner™

3. Once logged in, click on Practitioner from the options at the top of the page.



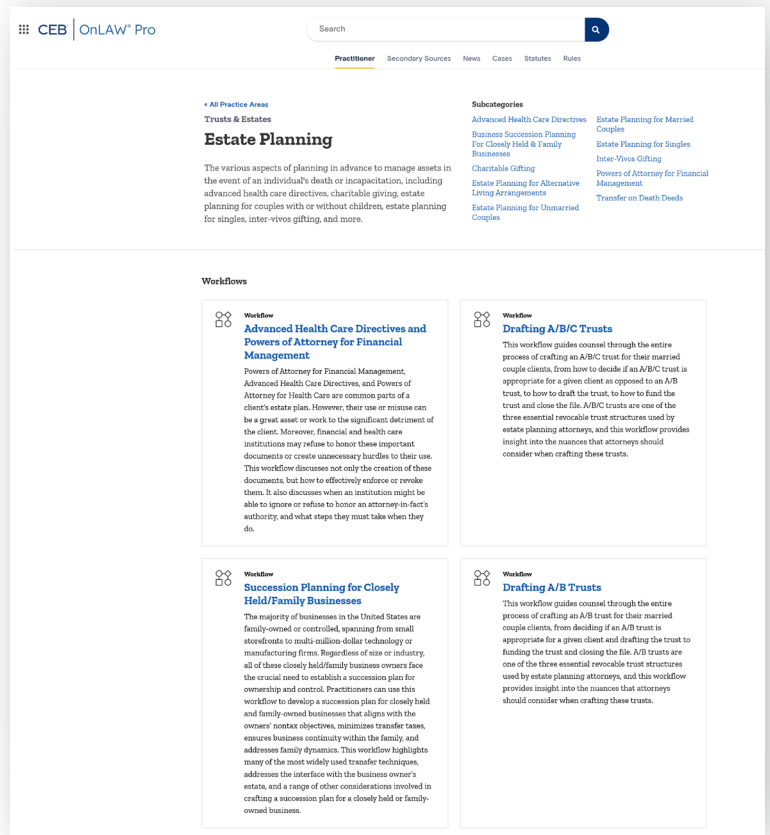
## Using Practitioner

4. From the Practitioner main page, search using key terms or browse through by practice area and sub-category. **Watch the video.**



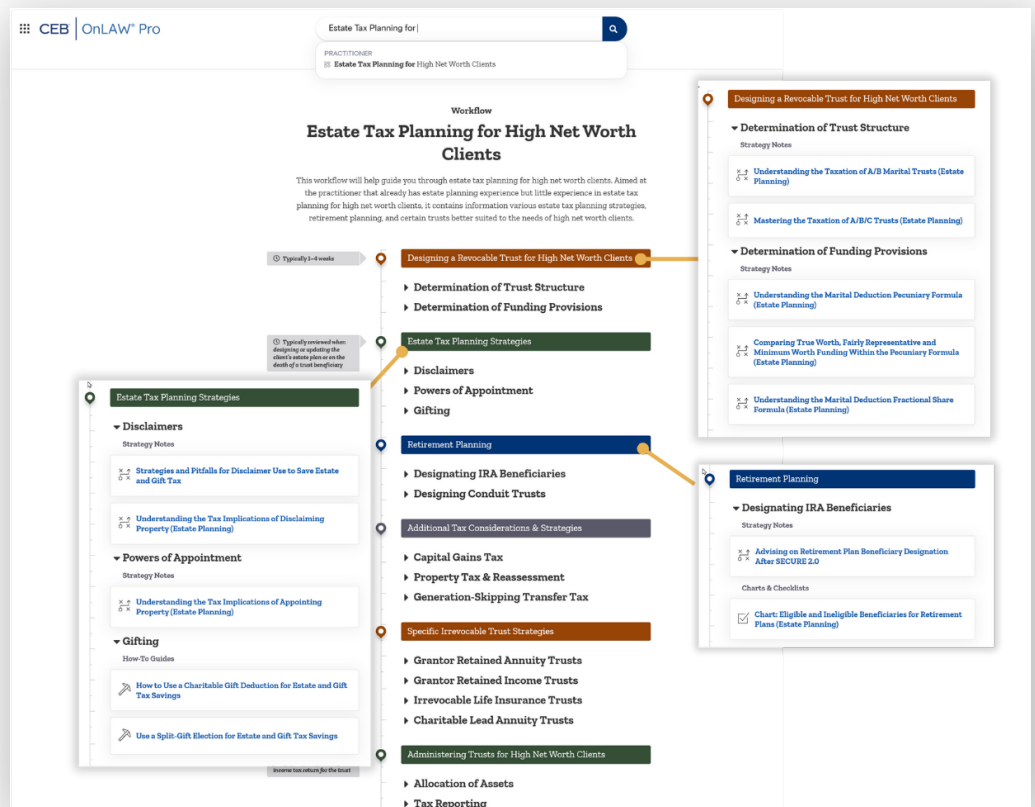
If you have questions while using Practitioner, click on the chat icon in the bottom right of the screen. You can speak with an agent by putting your question in the “Ask a question” box or do your own search in the gray “Search for help” box.

- From there, you can start using Practitioner's **Workflows, How-To Guides, Strategy Notes, Charts & Checklists, and Standard Documents.**



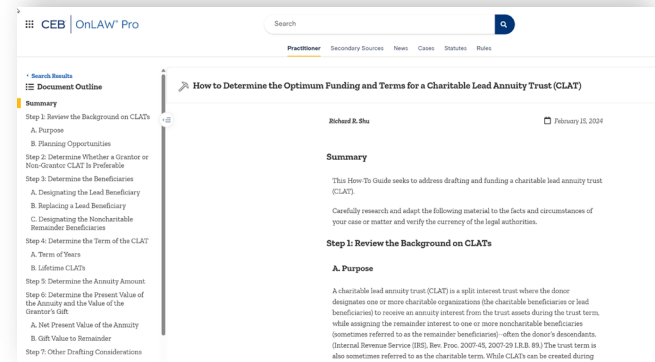
## Workflows

Review a comprehensive roadmap and timeline for the entirety of a legal matter.



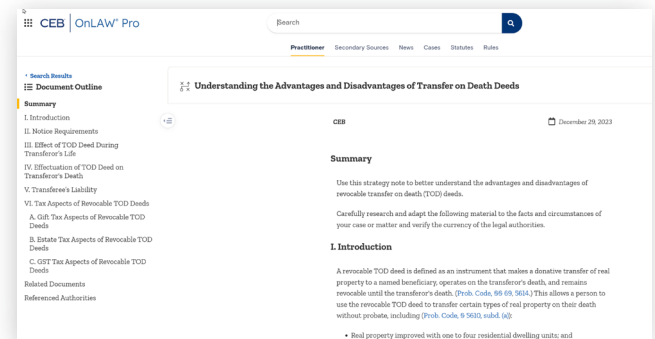
## How-To Guides

Streamline your legal process with clear, concise, step-by-step guidance, including Judge's perspective, practice notes, cautions, and examples.



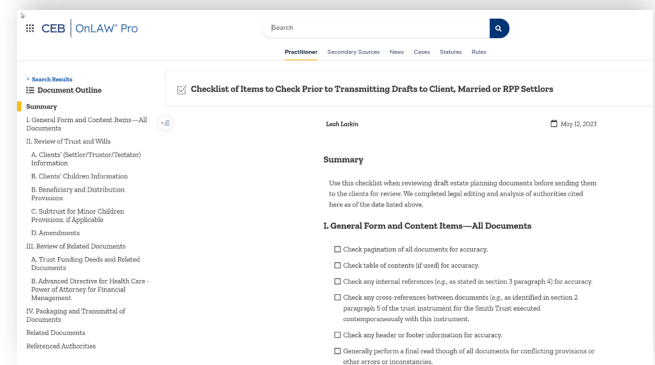
## Strategy Notes

Leverage insights from seasoned attorneys and judges with outlines of the key strategic and tactical considerations for analyzing new developments, approaching settlement negotiations, or advising your client.



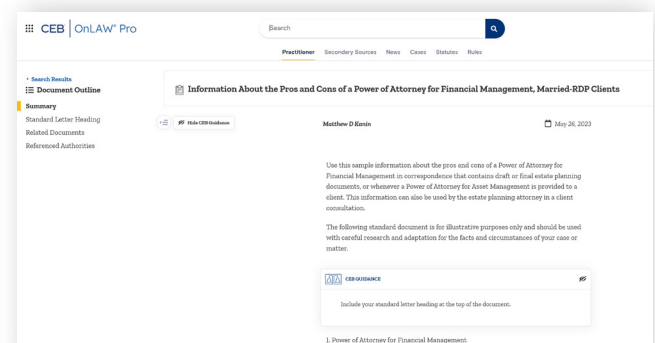
## Charts & Checklists

Quickly reference processes with flowcharts and review key tasks and outlines of statutes of limitations, relevant jury instructions, and more.



## Sample Documents

Draft unfamiliar motions using downloadable, high-quality templates, forms, and standard clauses with annotated sample documents from experienced California lawyers.

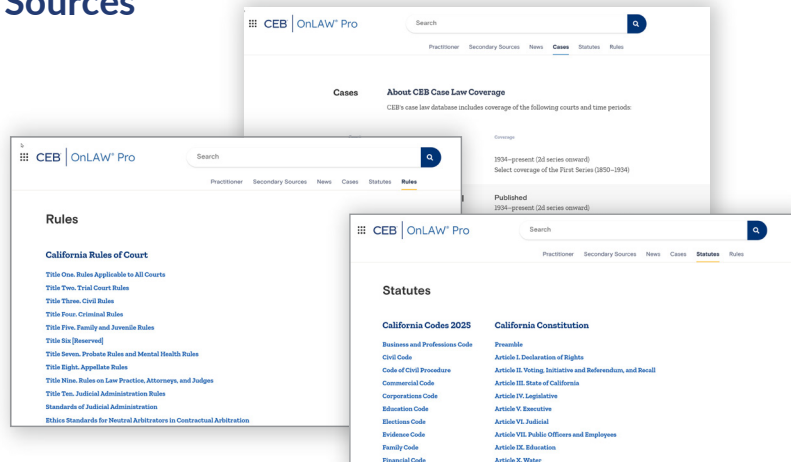


# Using CEB Primary Law & Secondary Sources

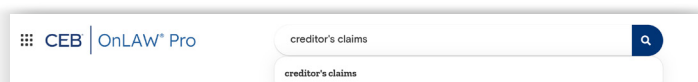
## Primary Law

1. To use CEB's Primary Law, select either Cases, Statutes, or Rules from the options at the top of the page.

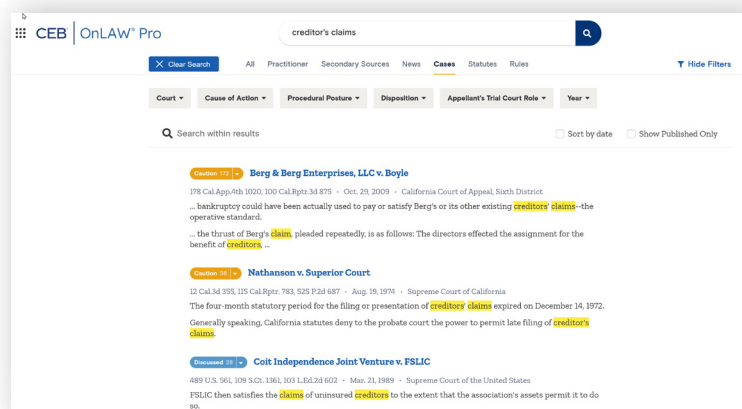
Watch the video.



2. Enter your search term(s) in the search bar.

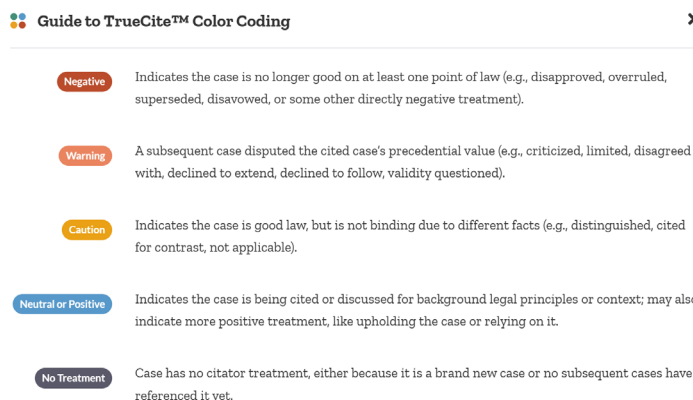
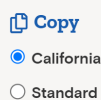


3. Use Filters to narrow your search. CEB's TrueCite® case citator flags will help you identify the most useful cases using color-coded flags.



Once you've found a statute or case law you want to use in your brief or other document, you can **copy with cite** by highlighting the text you want to copy and choosing between California style or Standard Bluebook style. When you paste the text into your document, the correct citation format will appear with the copied text.

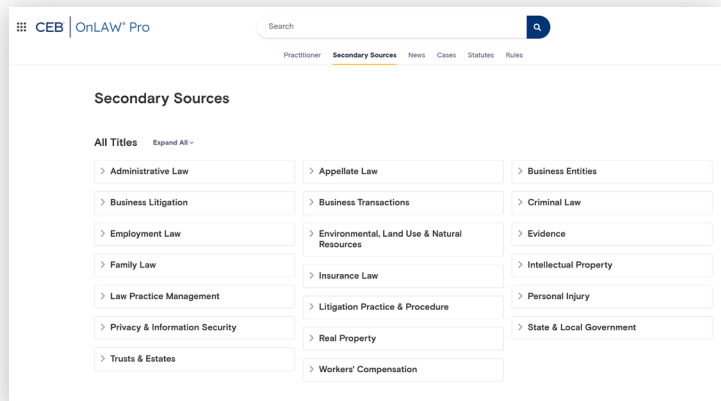
for breach of fiduciary duty against the  
been alleged, on the pleaded facts the  
sonal liability on the alleged claims for  
ply affirm the judgment of dismissal. 1026



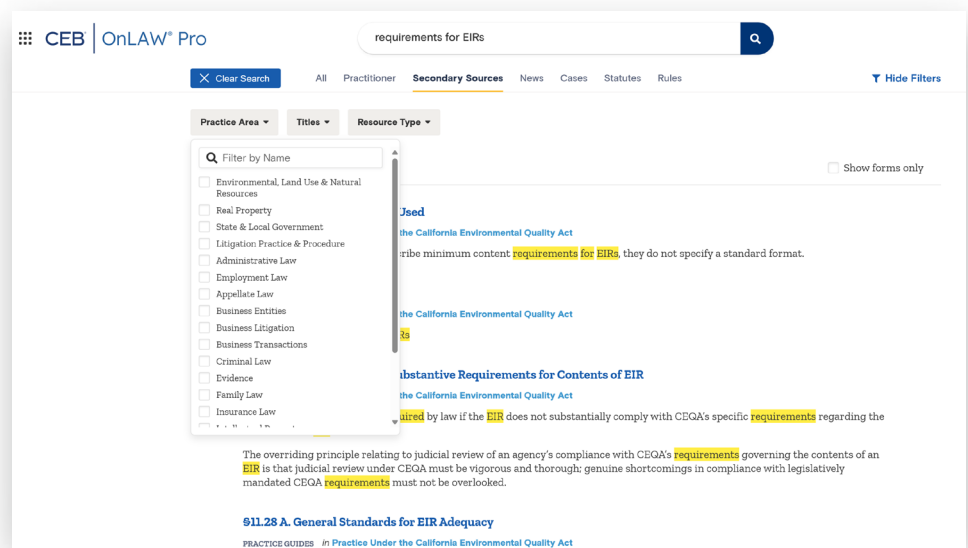
## Secondary Law

1. Use CEB's practice guides by selecting Secondary Sources from the options at the top of the page.

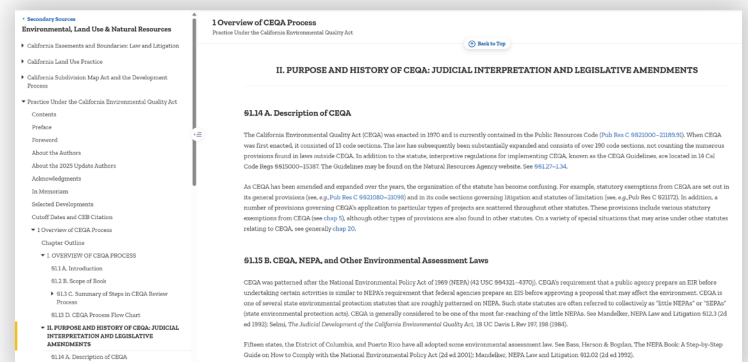
Watch the video.



2. (a) Filter your search by searching within the results, or by practice area, titles, or resource type.



- (b) Or, choose the appropriate area of law from the list of titles organized by practice area.



Click here to explore all of the Practitioner onboarding videos.